







Cythero^{VR}

Admin Panel User Manual





TENTEN CON



- 01** Log in
- 02** Navigation
- 03** Dashboard
- 04** Reports
- 05** Filters
- 06** User Report
- 07** Part Report
- 08** Usage Report
- 09** ROI
- 10** Applications
- 11** Shopping Cart
- 12** Purchase History
- 13** User Management
- 14** User Creation
- 15** Branding Option

LOG IN



Enter the provided credentials to gain access to the Dashboard.




Sign in to access your account

Email Address

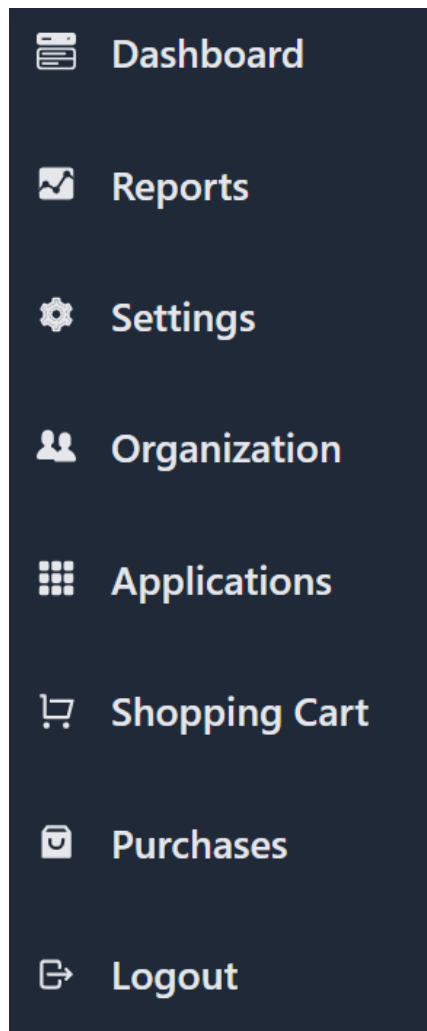
Password

[Forgot password?](#)



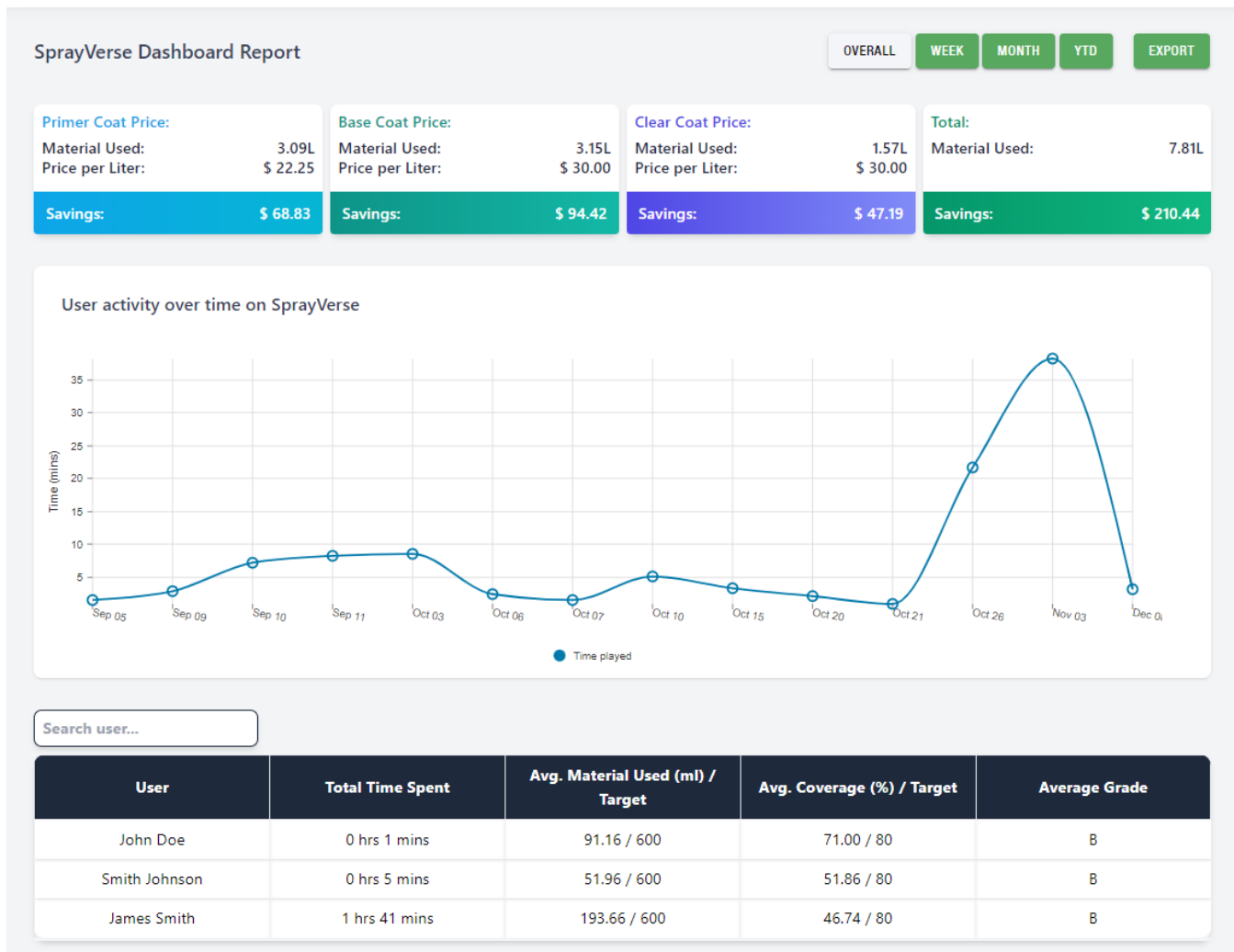
NAVIGATION


The navigation panel is located on the left hand side of the screen. You can access all of the major functions by selecting one of the following: Dashboard, Reports, Settings, Organization, Applications, Shopping Cart and Logout.



DASHBOARD

The dashboard screen represents the relevant data regarding all of the available Cythero products. Here you can see information regarding the usage of the products, ROI calculations, usage timeline and other useful information. You can get detailed information by clicking on any user.






REPORTS

The reports are tailored for each application and can show information such as user progress report and session overviews.

SprayVerse Reports

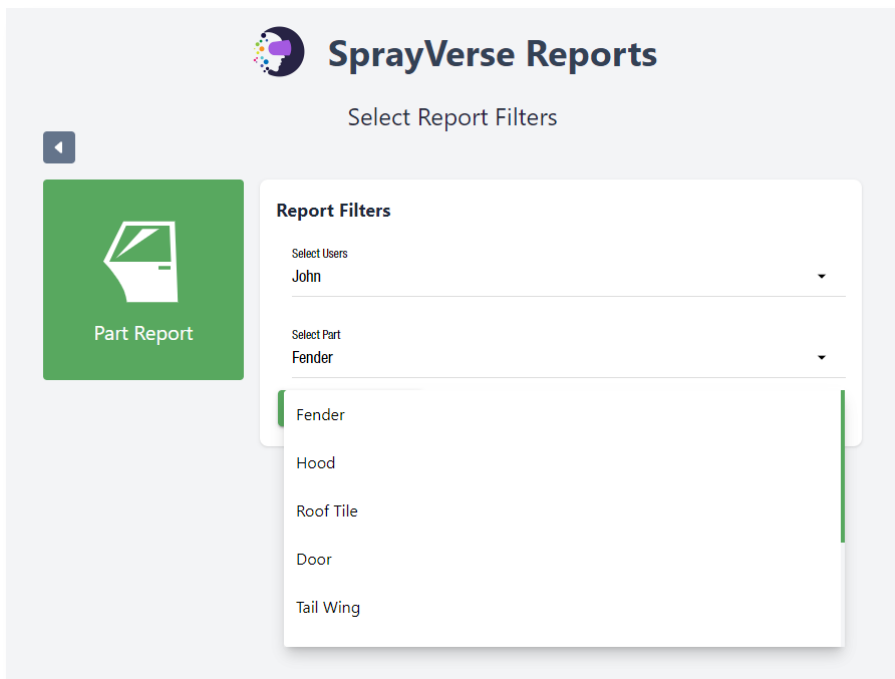
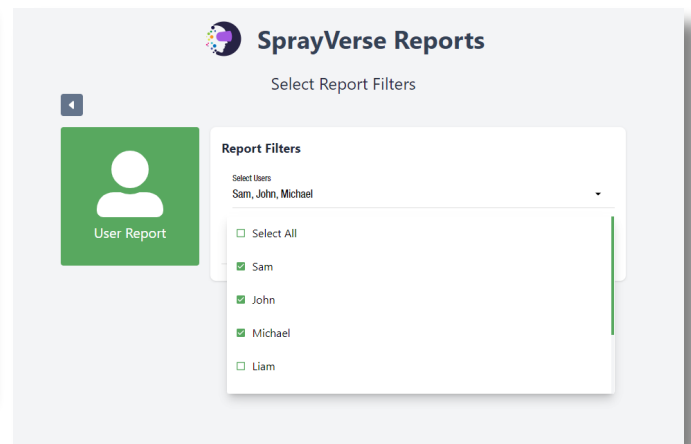
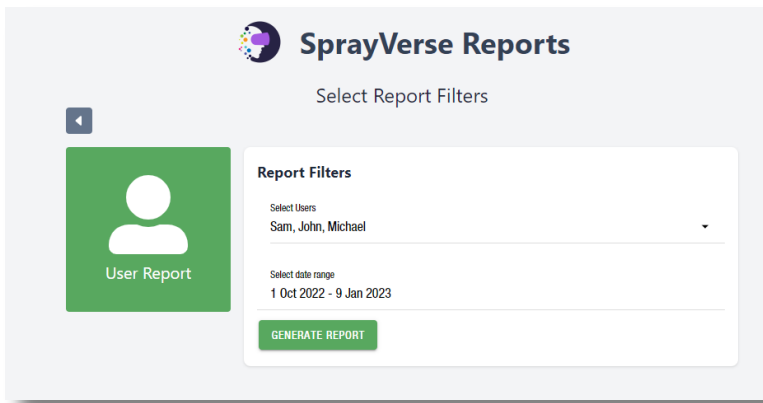
Select Report Type

- Trainee Performance** (Icon: Person)
- Part Report** (Icon: Document)
- Training Sessions** (Icon: Bar chart)



FILTERS

The reports can be filtered by user, date range and part. You can generate all reports for a single user or multiple users at the same time.



USER REPORT

The user report is a breakdown of the user's progress for the selected period. In this report you can see the grades the user has accumulated, the coverage breakdown for their latest sessions, the times they had done a certain activity as well as the total time they spent in active sessions.

John's report (1 Oct 2022 to 9 Jan 2023)

General

User: John
Times Played: 14
Most Painted Part: Fender
Total Time Painted: 40 min.

EXPORT TO PDF

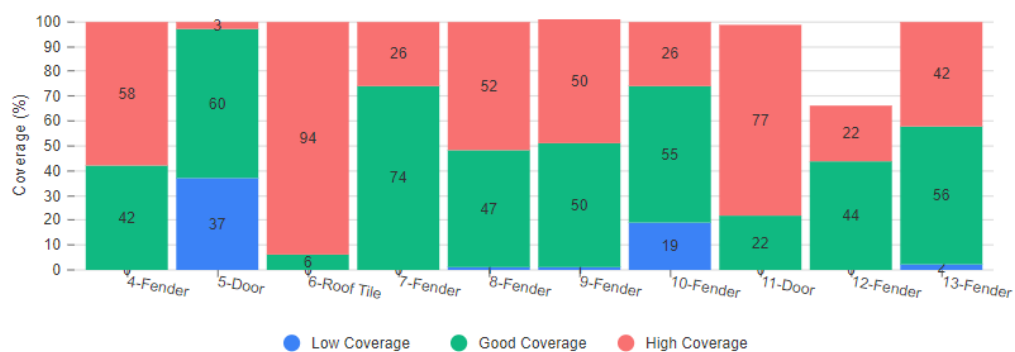
Grades Breakdown



Latest Session

Part: Fender
Grade: C
Coverage: 26.0%
Paint Used: 4.0 ml.
Time Taken: 1.6 min.

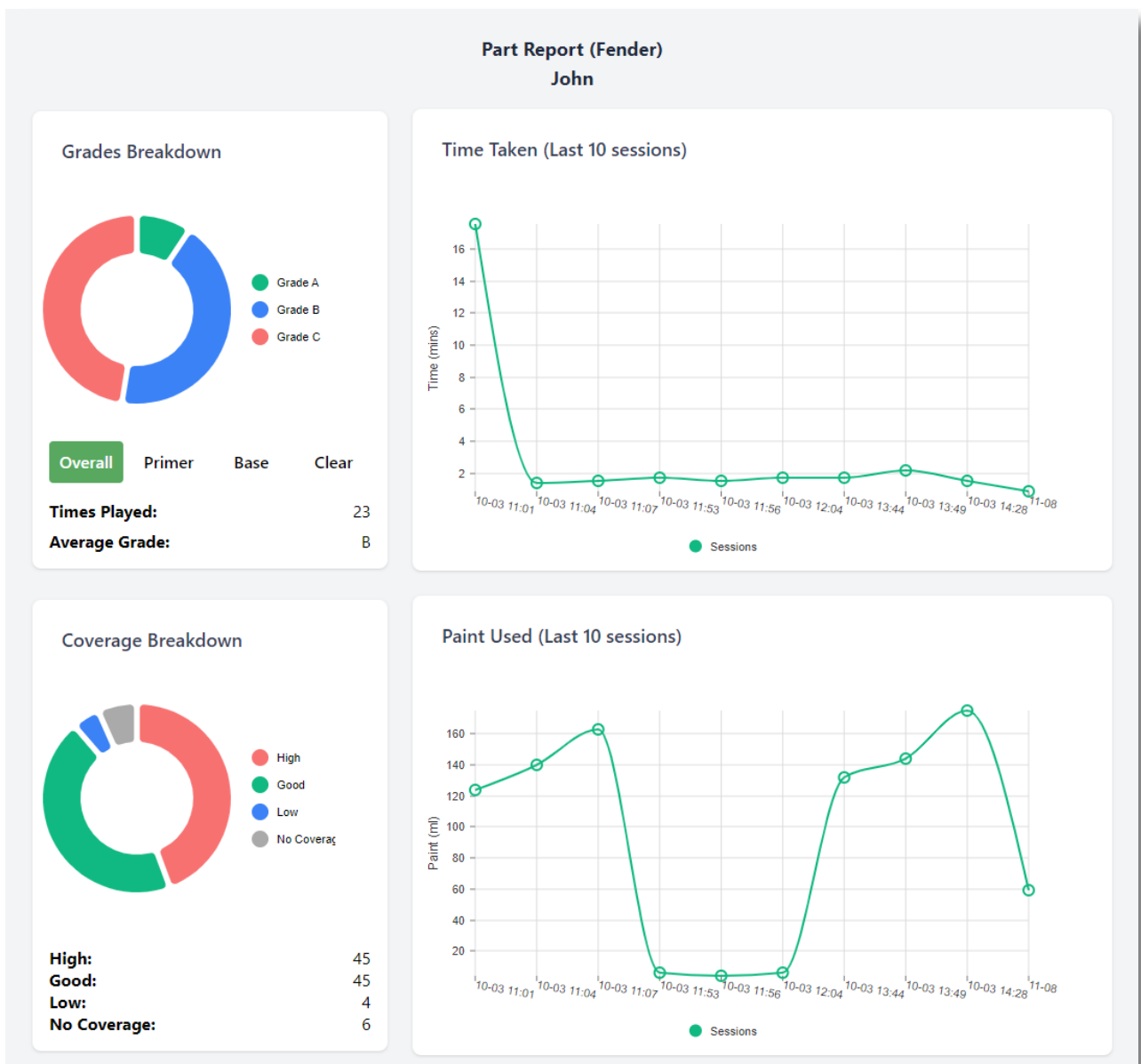
Coverage Graph (Last 10 sessions)





PART REPORT

The part report is a breakdown of the paint usage, time taken, coverage and grade for each coat in the selected time period



USAGE REPORT

The usage report shows the sessions the user has played for the selected time period. You can see a detailed overview by clicking on each session.

User	Part	Date	Paint Used (ML)	Total Time Spent (min)
John	Fender	2022-11-08 12:13:07	59.138	0.967
John	Roof Tile	2022-11-08 12:39:36	119.165	2.117

< 1 / 1 >

Session Info

CLOSE

John's Session Card

Time spent (Seconds)

- Primer
- Base
- Clear


Color used (Milliliters)

- Primer
- Base
- Clear

Session information

Primer Time: 21	Primer Paint used: 19.0883
Primer Grade: B	Primer Good Coverage: 47.99063
Primer Low Coverage: 52.00995	Primer High coverage: 0
Base Time: 17	Base Paint used: 20.52419
Base Grade: A	Base Good Coverage: 62.33812
Base Low Coverage: 30.85744	Base High coverage: 6.805035
Clear Time: 14	Clear Paint used: 19.52573
Clear Grade: A	Clear Good Coverage: 69.31967
Clear Low Coverage: 28.44204	Clear High coverage: 2.238876
Session Start: 2022-11-08 12:13:07	Session End: 2022-11-08 12:14:05
Part Name: Fender	

EXPORT TO PDF



ROI

In the settings screen you can modify the cost of the product and rent to get more accurate ROI calculations.

Your Settings:

Application	Parameter	Value	Action
SprayVerse	Clear Coat Price	<input type="text" value="30"/>	<button>UPDATE</button>
SprayVerse	Base Coat Price	<input type="text" value="30"/>	<button>UPDATE</button>
SprayVerse	Primer Coat Price	<input type="text" value="22.25"/>	<button>UPDATE</button>
SprayVerse	Target weekly paint time (min) per user	<input type="text" value="600"/>	<button>UPDATE</button>
SprayVerse	Target coverage (%) per session	<input type="text" value="80"/>	<button>UPDATE</button>
SprayVerse	Currency	<input type="text" value="\$"/>	<button>UPDATE</button>
SprayVerse	Target Material Used / User / Session (ml)	<input type="text" value="200"/>	<button>UPDATE</button>

APPLICATIONS

The applications panel shows all of the purchased as well as the available Cythero products.



SprayVerse

By: Cythero VR
Platforms:
Price: \$600 USD

SprayVerse is a state-of-the-art portable spray painting simulator for many businesses, featuring parts from various industries such as automotive, aerospace and construction. The VR experience offers a way to safely train and reduce your costs while lowering your carbon footprint. It measures performance with powerful analytics and produces reports for each part you've painted to help you improve.

Latest Version: 0.1.1

Release Type: Alpha

Release Notes: Sprayverse second release - adding new features such as new parts and new reports. Adding offline mode and automated backups.

You own this product.

DLCs:



Custom Branding
Branding
\$1200 USD

Enhance your sprayverse experience by adding your own branding and exploring the virtual world in your own unique way.

ADD TO CART



Spray Gun
Hardware
\$330 USD

Spray Gun - Replace the regular joystick with a 3D printed spray gun which simulates the feeling of a real spray gun and brings the player closer to the real world experience.

ADD TO CART



Device License
License
\$600 USD

Sprayverse Player License - allows your group to register another device without having to kick another person from the application.


ADD TO CART



SprayVerse Hard Case
Hardware
\$360 USD

Protective carry case for the SprayVerse unit - durable, shockproof, dustproof and waterproof hard case with custom foam inlay.

ADD TO CART



SHOPPING CART

You can view the items you have added to cart from the shopping cart menu as well as complete your purchases.

Shopping Cart



SprayVerse All In One
\$4600.00 USD
SprayVerse

1 +

DELETE

Purchase Receipt:

SprayVerse All In One x 1 \$4600.00 USD

Total Amount \$4600.00 USD

CHECKOUT

Purchases go through manual approval because third-party payment service is currently unavailable. Contact us at support@cythero.com for more info about the payment process.

PURCHASE HISTORY

The purchase history shows all of the products and additions you have purchased so far.

Purchase History

Customer	Customer Type	Purchase Date	Order Number	Price	Confirmed
Cythero VR	organization	Thu, 14 Jul 2022 12:15:29 GMT	1562fab25hg	600	Yes
Cythero VR	organization	Thu, 14 Jul 2022 12:22:32 GMT	61203fjp22d	1200	Yes
Cythero VR	organization	Mon, 08 Aug 2022 10:42:59 GMT	df84hge820r	1200	Yes
Cythero VR	organization	Fri, 14 Oct 2022 12:58:33 GMT	fge51pprq27	600	Yes
Cythero VR	organization	Fri, 14 Oct 2022 13:22:34 GMT	fpga2561dfe	600	Yes
Cythero VR	organization	Mon, 17 Oct 2022 13:51:11 GMT	mfgp26ddaw3	600	Yes
Cythero VR	organization	Mon, 12 Dec 2022 13:32:50 GMT	st5iEG3hVY	9000	Yes
Cythero VR	organization	Tue, 13 Dec 2022 13:01:23 GMT	6h3BsWHuWd	4500	No
Cythero VR	organization	Tue, 13 Dec 2022 13:14:46 GMT	rMVyqR1wY7	5490	No



USER MANAGEMENT

In the user management screen you can add or remove users, edit user data and allocate users to applications.

Organization Users +



Sam Smith
sam@gmail.com



John Doe
john@gmail.com



Michael Piterson
michael@gmail.com

SHOW MORE

USER CREATION

You can create a new user by filling out the user creation form. (Make note of the pin as they will use it to log in to applications).

Create a new user

Select user type
Select user type

Select Applications Access
Select Applications Access

Enter first name
Enter first name

Enter last name
Enter last name

Enter email
Enter email


Enter username
Enter username

Enter password
Enter password

Confirm password
Confirm password

Generate a pin
User Pin GENERATE NEW CLEAR

CREATE USER



BRANDING OPTION

To customize your branding profiles go to the Organization module and select the SprayVerse Application where you can find the Branding Profiles Module, select the branding profile you wish to edit. You can change the logo and two banner locations.

